




Club Health Assessment for District 26 M1 through December 2025

			Status	Membership					Reports					Finance	LCIF	
Club Number	Club Name	Charter Date	Times in Status Quo in Past 2 Years	Current Member Count **	YTD Members Added	YTD Members Dropped	YTD Net Growth***	Member Count 1 Year Ago	Dropped Members Avg.Length of Service	Months Since Membership Update	Current Officers Reported ****	Current President Repeated Term	VP Reported *****	Last Date Reported Service (mm/yyyy)	Account Balance	YTD Donations
Clubs more than two years old																
10036	ARCADIA VALLEY	10/17/1952	Active(1)	14	0	0	0.00%	14		6	Y			08/2010		
10037	BERNIE	05/29/1956	Cancelled(8*)	0	0	0	0.00%	0		6	N	None		02/2012	90+ Days	
10043	BUNKER	12/07/1966	Active(1)	11	0	0	0.00%	11		17	Y					
10044	CAPE GIRARDEAU	03/16/1922	Active	143	5	2	2.14%	140	1	1	Y		N	03/2017		\$350.00
52918	CAPE GIRARDEAU EVENING	04/13/1992	Active	15	2	3	-6.25%	16	19	1	Y		N	04/2024		
10045	CARUTHERSVILLE	01/19/1955	Active	21	10	7	16.67%	18	7	3	N	2	R	02/2022		
10046	CHARLESTON	03/05/1942	Active	16	0	0	0.00%	16		17	Y	3	R	05/2019		
10049	DEXTER	05/10/1961	Active(2)	19	0	0	0.00%	19		12	Y	2		09/2023		
Exc Award (06/30/2021)																
10275	DIXON	11/09/1944	Active	12	0	0	0.00%	11		1	Y		N	07/2025		
10035	EAST PERRY COUNTY	03/11/1958	Active	32	0	0	0.00%	38		6	Y	2	R	08/2025		\$500.00
154218	East Prairie	04/27/2023	Active(1)	21	21	0	100.00%	31		3	Y	4		06/2023	90+ Days	
10055	ESSEX GRAY RIDGE L C	11/26/1965	Active	16	0	0	0.00%	16		6	Y	14				
10056	FARMINGTON	03/20/1962	Active	25	3	7	-13.79%	29	20	0	Y		N	11/2025		\$80.00
10281	FORT LEONARD WOOD	01/20/1966	Active	33	7	0	26.92%	29		1	Y	6		04/2024		\$500.00
Exc Award (06/30/2024)																
10058	FREDERICKTOWN	08/25/1941	Active	12	0	0	0.00%	12		30	N	11		11/2019		
10287	HOUSTON	05/28/1940	Active	17	0	0	0.00%	17		17	Y	4		12/2019		
10064	KENNETT	08/01/1922	Active	21	0	1	-4.55%	22	7	0	Y	2	R			
10067	MALDEN	04/21/1925	Active	26	0	0	0.00%	25		11	Y	2	N	08/2025		
10057	PARK HILLS	03/22/1928	Active	28	0	0	0.00%	33		6	Y	20		12/2025		
Exc Award (06/30/2018, 06/30/2020)																
10076	PATTON	10/26/1971	Active	20	0	0	0.00%	23		0	Y			01/2023		
Exc Award (06/30/2016, 06/30/2018)																
10077	PERRYVILLE	03/21/1930	Active	14	0	3	-17.65%	17	30	0	Y	6		01/2025		
54295	PLATO ROBY E SHA SUC NW T C LC	03/31/1993	Active	31	9	0	40.91%	29		3	Y			10/2022		
10079	POPLAR BLUFF	03/16/1936	Active	46	0	0	0.00%	41		5	Y		N	11/2023		



Club Health Assessment for District 26 M1 through December 2025

			Status	Membership						Reports				Finance	LCIF	
Club Number	Club Name	Charter Date	Times in Status Quo in Past 2 Years	Current Member Count **	YTD Members Added	YTD Members Dropped	YTD Net Growth% ***	Member Count 1 Year Ago	Dropped Members Avg.Length of Service	Months Since Membership Update	Current Officers Reported ****	Current President Repeated Term	VP Reported *****	Last Date Reported Service (mm/yyyy)	Account Balance	YTD Donations
10082	QULIN	04/30/1968	Active	14	0	0	0.00%	14		17	Y	18		07/2011		
10083	ROLLA	04/05/1935	Active	120	8	8	0.00%	121	9	0	Y		N	11/2025		\$2,500.00
10084	SAINTE GENEVIEVE	05/21/1931	Active	22	0	3	-12.00%	26	37	0	N	None		08/2019		
10086	SENATH	01/19/1940	Active(1)	9	0	1	-10.00%	12	17	5	Y					
10087	SIKESTON	06/26/1922	Active	36	4	16	-25.00%	48	15	1	Y	2		06/2020		
10091	VIBURNUM	01/26/1970	Active	5	0	0	0.00%	5		14	Y	17		12/2018		
10092	WARDELL	03/22/1971	Active	20	0	3	-13.04%	23	8	0	Y	2		05/2021		
10316	WEST PLAINS	08/08/1946	Active	17	2	1	6.25%	17	2	1	Y	3	R	08/2025		\$50.00
10093	WILLIAMSVILLE	11/22/1949	Active	0	0	20	-100.00%	20	14	0	N	None		12/2018		
10318	WILLOW SPRINGS	03/08/1966	Active	13	1	1	0.00%	13	2	0	Y	3	N	07/2025		
10319	WINONA	03/09/1959	Active(1)	22	22	0	100.00%	0		1	Y	17		09/2012		

Clubs Cancelled Previous Fiscal Year – Clubs Cancelled within last 12 months may be reinstated

Club Number	Club Name	Charter Date	Current Status*	Cancellation Date
43473	BUCKHORN-LAQUEY	02/13/1984	Cancelled(6*)	07/29/2024

Current Total Clubs Count	YTD New Clubs Count	YTD Cancelled Clubs Count	YTD Net Club Gain	Current Total Members Count	YTD Add	YTD Drop	YTD Net Growth	YTD Net Growth %	Member Count 12 Months Ago	Average Member Count Per Club	% of Clubs with less than 20 members	% No Officer Report in 12 Months	% of Clubs with balance 90+ days	Number of Clubs in Status Quo	% Status Quo Clubs in Financial Suspension	Number of Cancelled Clubs	Average Cancelled Club Age	Members Lost Due to Cancellation	% of Clubs Cancelled for Non-Financial Reasons
33	0	1	-1	871	94	76	18	2.11%	906	26	48%	0%	3%	0	0%	1	110	0	0%

* - P - Priority Club. Cancellation Reasons: 1-Objectives/conduct, 2-Non-active club, 5-Non-existing club, 6-Disbanding, 7-Merger, 8-Financial Suspension, 9-District/Multiple District Dues.

** Red denotes below 15 active members.

*** Red denotes 20% + loss.

**** Y - all 3 (President, Secretary, Treasurer) club officers reported, N - not all 3 reported.

***** Abbreviation: N-New, IP-Immediate Past, R-Repeat.




Club Health Assessment for District 26 M2 through December 2025

			Status	Membership						Reports				Finance	LCIF	
Club Number	Club Name	Charter Date	Times in Status Quo in Past 2 Years	Current Member Count **	YTD Members Added	YTD Members Dropped	YTD Net Growth% ***	Member Count 1 Year Ago	Dropped Members Avg.Length of Service	Months Since Membership Update	Current Officers Reported ****	Current President Repeated Term	VP Reported *****	Last Date Reported Service (mm/yyyy)	Account Balance	YTD Donations
Clubs more than two years old																
9918	BEAUFORT	10/16/1970	Active	33	2	1	3.13%	35	30	0	Y		N	12/2025		\$490.00
	Exc Award (06/30/2022)															
9853	BONHOMME	06/03/1953	Active	17	0	0	0.00%	17		21	Y		IP	12/2024		
	Exc Award (06/30/2023)															
9854	BRENTWOOD	04/14/1954	Active	9	0	0	0.00%	8		15	Y	9	R	11/2025		\$300.00
9857	CHESTERFIELD	12/11/1953	Active	23	1	2	-4.17%	23	27	3	Y	2	R	11/2025		
	Exc Award (06/30/2023)															
9859	CONCORD VILLAGE	04/28/1950	Active	71	2	2	0.00%	73	29	1	Y		N	04/2016	90+ Days	
	Exc Award (06/30/2016, 06/30/2023)															
9861	CREVE COEUR	11/10/1949	Active	12	0	1	-7.69%	14	52	2	Y	8	N	12/2021		
10048	CUBA	04/27/1953	Active	16	0	3	-15.79%	21	26	0	Y		N	07/2020		\$100.00
	Exc Award (06/30/2017, 06/30/2018)															
9864	DE SOTO	04/14/1959	Active	15	1	1	0.00%	17	11	4	Y	3		03/2024	90+ Days	
	Exc Award (06/30/2016, 06/30/2017, 06/30/2018, 06/30/2021, 06/30/2022, 06/30/2024)															
9913	EUREKA	11/03/1950	Active	65	7	2	8.33%	61	42	0	Y		N	12/2025		\$1,000.00
	Exc Award (06/30/2017)															
9866	FENTON	05/08/1950	Active	11	1	1	0.00%	12	0	3	Y		N	12/2024		
9867	FERGUSON	10/22/1930	Active	16	0	0	0.00%	16		10	Y	2	R	11/2025		
	Exc Award (06/30/2023, 06/30/2024)															
9932	GERALD	09/29/1953	Active	30	4	2	7.14%	30	47	2	Y	2	N	07/2013		
9934	GRAY SUMMIT	08/19/1970	Active	19	0	1	-5.00%	20	53	1	Y	8		11/2025		
	Exc Award (06/30/2017)															
54238	HILLSBORO	03/17/1993	Active	43	3	0	7.50%	40		2	Y		N	06/2025	90+ Days	
	Exc Award (06/30/2017, 06/30/2021, 06/30/2022, 06/30/2023, 06/30/2024)															
9873	HOUSE SPRINGS	02/15/1951	Active	31	2	6	-11.43%	36	20	0	Y	2	R	11/2025		\$2,300.00
	Exc Award (06/30/2023)															
9876	KIRKWOOD	06/02/1926	Active	25	2	3	-3.85%	25	16	4	Y		N	12/2025		
	Exc Award (06/30/2017)															



Club Health Assessment for District 26 M2 through December 2025

			Status	Membership						Reports				Finance	LCIF	
Club Number	Club Name	Charter Date	Times in Status Quo in Past 2 Years	Current Member Count **	YTD Members Added	YTD Members Dropped	YTD Net Growth% ***	Member Count 1 Year Ago	Dropped Members Avg.Length of Service	Months Since Membership Update	Current Officers Reported ****	Current President Repeated Term	VP Reported *****	Last Date Reported Service (mm/yyyy)	Account Balance	YTD Donations
9874	LEMAY JEFFERSON BARRACKS Exc Award (06/30/2016)	10/15/1931	Active	17	0	0	0.00%	17		5	Y	2	R	10/2025	90+ Days	\$50.00
9878	MAPLEWOOD Exc Award (06/30/2022)	12/19/1940	Active	28	1	1	0.00%	32	51	1	Y	2	N	10/2025		\$50.00
9880	MEHLVILLE Exc Award (06/30/2016, 06/30/2017, 06/30/2018, 06/30/2021)	05/20/1969	Active	18	1	6	-21.74%	21	16	0	N	9		10/2025		\$100.00
43726	MERAMEC HEIGHTS Exc Award (06/30/2017)	04/19/1984	Active	10	3	2	11.11%	8	9	0	Y		N	12/2025		\$250.00
9955	NEW HAVEN Exc Award (06/30/2016, 06/30/2022, 06/30/2023)	04/12/1954	Active	41	0	1	-2.38%	42	1	2	Y	7	R	01/2024		\$100.00
9883	OVERLAND	03/27/1925	Active	21	0	0	0.00%	23		1	Y	11	R	04/2013		
9885	PACIFIC Exc Award (06/30/2017, 06/30/2021)	04/28/1931	Active	14	1	4	-17.65%	18	10	0	Y	3	R	10/2025		
37511	PEVELY Exc Award (06/30/2020)	09/13/1979	Active	9	0	0	0.00%	10		8	N			05/2021		
10081	POTOSI	06/11/1930	Active	21	0	0	0.00%	21		12	Y	3	N	08/2025		
30260	RICHWOODS Exc Award (06/30/2016)	02/21/1975	Active	19	1	5	-17.39%	23	11	3	Y			10/2023		
34172	ROCK COMMUNITY Exc Award (06/30/2018, 06/30/2019, 06/30/2023)	06/30/1977	Active	11	0	5	-31.25%	16	6	0	Y	2		11/2025		
9959	ST CLAIR	09/13/1949	Active	43	2	1	2.38%	32	3	1	Y		N	12/2025		
9894	ST LOUIS DOWNTOWN Exc Award (06/30/2021)	06/28/1921	Active	7	0	0	0.00%	7		12	N	None		07/2020		\$100.00
9897	ST LOUIS MID TOWN	08/14/1941	Active	20	0	0	0.00%	20		20	N	None		10/2011		
9903	ST LOUIS S SIDE Exc Award (06/30/2016, 06/30/2017, 06/30/2024)	07/10/1924	Active	55	2	2	0.00%	57	38	0	Y		N	12/2025		
9965	UNION Exc Award (06/30/2016, 06/30/2017, 06/30/2022, 06/30/2023)	07/19/1941	Active	31	1	0	3.33%	29		4	Y		N	10/2024	\$775.00	
10089	VALLEY	03/01/1960	Active	13	0	7	-35.00%	20	6	2	Y	6	R	10/2023		



Club Health Assessment for District 26 M2 through December 2025

* - P - Priority Club. Cancellation Reasons: 1-Objectives/conduct, 2-Non-active club, 5-Non-existing club, 6-Disbanding, 7-Merger, 8-Financial Suspension, 9-District/Multiple District Dues.

** Red denotes below 15 active members.

*** Red denotes 20% + loss.

**** Y - all 3 (President, Secretary, Treasurer) club officers reported, N - not all 3 reported.

***** Abbreviation: N-New, IP-Immediate Past, R-Repeat.




Club Health Assessment for District 26 M3 through December 2025

			Status	Membership					Reports					Finance	LCIF	
Club Number	Club Name	Charter Date	Times in Status Quo in Past 2 Years	Current Member Count **	YTD Members Added	YTD Members Dropped	YTD Net Growth% ***	Member Count 1 Year Ago	Dropped Members Avg.Length of Service	Months Since Membership Update	Current Officers Reported ****	Current President Repeated Term	VP Reported *****	Last Date Reported Service (mm/yyyy)	Account Balance	YTD Donations
Clubs more than two years old																
9975	BLACKWATER	10/14/1968	Active	8	0	0	0.00%	8		15	Y	25		03/2023		
9976	BOONVILLE	01/20/1939	Active	22	1	0	4.76%	21		5	N		N	07/2025	90+ Days	\$100.00
	Exc Award (06/30/2022)															
9977	BOWLING GREEN	10/11/1951	Active	29	0	0	0.00%	30		9	Y		N	11/2025		\$10.00
	Exc Award (06/30/2024)															
9983	BUNCETON	03/27/1967	Active	12	0	0	0.00%	12		19	N	None		02/2019		
9984	CAIRO JACKSONVILLE	10/26/1970	Active(1)	9	1	0	12.50%	8		0	Y	2	N	01/2013		
51301	COLUMBIA 20/20	02/05/1991	Active	19	0	0	0.00%	20		7	Y		N	10/2025		
	Exc Award (06/30/2023, 06/30/2024)															
9992	COLUMBIA HOST	03/22/1922	Active	13	0	0	0.00%	14		9	Y	2		06/2025		\$100.00
41885	COLUMBIA ROCKBRIDGE	10/21/1982	Active	23	0	1	-4.17%	25	49	5	Y		N	10/2025		
	Exc Award (06/30/2018, 06/30/2023)															
9995	FAYETTE	11/22/1954	Active	5	0	0	0.00%	5		17	N	None		04/2023		
9996	GLASGOW	04/23/1962	Active	45	1	6	-10.00%	50	8	1	Y		R	08/2021		
	Exc Award (06/30/2022)															
10000	HANNIBAL	08/25/1920	Active(1)	57	1	2	-1.72%	54	15	5	Y		N	08/2025		
10001	HARRISBURG	10/15/1973	Active	22	0	0	0.00%	22		17	N	None		09/2023		\$1,000.00
30258	HARTSBURG	02/24/1975	Active	17	0	4	-19.05%	21	7	1	Y	9	R	03/2018		
9870	HARVESTER	11/23/1970	Active	27	0	1	-3.57%	28	2	0	Y		R	11/2025		\$1,200.00
	Exc Award (06/30/2018, 06/30/2022)															
56226	HIGBEE	11/09/1994	Active	13	0	0	0.00%	13		46	N	None				
10003	HUNTSVILLE	04/04/1956	Active	25	0	2	-7.41%	27	17	4	Y		N	12/2025		
9943	JONESBURG	12/15/1949	Active(1)	46	3	7	-8.00%	50	15	0	Y			10/2015		
43471	KAHOKA	02/21/1984	Active	6	0	0	0.00%	6		7	N	None				
117696	KIRKSVILLE	09/04/2012	Cancelled(8*)	0	0	5	-100.00%	5	13	0	N	None		03/2019	90+ Days	
10007	LA GRANGE	02/25/1971	Active	33	0	2	-5.71%	26	6	0	Y	3		03/2024		
	Exc Award (06/30/2022)															
87846	LAKE ST LOUIS	04/21/2005	Active	17	0	0	0.00%	19		6	N	None		02/2023		\$500.00
10009	LOUISIANA	09/02/1959	Active	19	3	2	5.56%	19	5	1	Y	2	N	10/2025		\$120.00



Club Health Assessment for District 26 M3 through December 2025

			Status	Membership						Reports				Finance		LCIF
Club Number	Club Name	Charter Date	Times in Status Quo in Past 2 Years	Current Member Count **	YTD Members Added	YTD Members Dropped	YTD Net Growth% ***	Member Count 1 Year Ago	Dropped Members Avg.Length of Service	Months Since Membership Update	Current Officers Reported ****	Current President Repeated Term	VP Reported *****	Last Date Reported Service (mm/yyyy)	Account Balance	YTD Donations
Exc Award (06/30/2025)																
10011	MACON	02/11/1937	Active	17	0	2	-10.53%	21	13	5	Y	6			90+ Days	
10012	MADISON	11/01/1958	Active	15	0	2	-11.76%	16	7	1	Y	3	R	05/2020		
53144	MEXICO NOON	05/22/1992	Active	21	0	1	-4.55%	23	5	0	Y		N	02/2024		
9949	MIDDLETOWN	10/07/1971	Active	18	3	0	20.00%	17		7	N	None			90+ Days	
10019	MOBERLY	02/27/1948	Active	14	1	0	7.69%	13		4	Y	12	R			\$200.00
10020	MONROE CITY	03/27/1931	Active(1)	17	0	0	0.00%	17		44	Y		R			
9951	MONTGOMERY CITY	10/21/1969	Active	15	0	0	0.00%	17		6	Y		N	06/2025		
Exc Award (06/30/2022)																
47248	MOSCOW MILLS	04/29/1987	Active	35	0	1	-2.78%	39	1	0	Y	2	R	11/2024		\$650.00
Exc Award (06/30/2018)																
9954	NEW FLORENCE	10/19/1950	Active	10	1	0	11.11%	9		3	Y	19	N			
10021	NEW FRANKLIN	03/04/1955	Cancelled(8*)	0	0	6	-100.00%	6	24	0	N	None		09/2018	90+ Days	
10022	NEW LONDON	11/16/1964	Active	17	0	0	0.00%	17		20	N	None				
9881	O FALLON	10/20/1955	Active	20	0	0	0.00%	22		7	N			12/2018		
37037	PARIS	05/03/1979	Active	10	0	0	0.00%	13		9	N	None				
41323	PERRY	05/10/1982	Active(1)	14	0	0	0.00%	14		7	N	None		04/2016		
10026	PILOT GROVE	12/02/1946	Active	17	0	0	0.00%	19		8	N	None		06/2021	90+ Days	
10028	PRAIRIE HOME	09/23/1970	Active	17	0	2	-10.53%	19	4	3	Y			03/2022		
Exc Award (06/30/2022)																
39269	SHELBINA	01/09/1981	Active(2)	4	0	0	0.00%	4		31	N	None		03/2011		
9889	ST CHARLES	06/29/1954	Active	29	1	4	-9.38%	32	22	0	Y	3	R	07/2025		
Exc Award (06/30/2022, 06/30/2023)																
64412	ST CHARLES FIRST CAPITOL	06/18/2001	Active	93	0	0	0.00%	95		6	Y		N	11/2025	90+ Days	
Exc Award (06/30/2017, 06/30/2023, 06/30/2024)																
9905	ST PETERS	03/13/1968	Active	32	5	2	10.34%	29	18	0	Y		IP	12/2024	90+ Days	\$450.00
Exc Award (06/30/2023)																
48713	TROY	06/20/1988	Active	3	0	5	-62.50%	8	3	3	N			11/2024		
9969	WARRENTON	11/13/1962	Active	13	1	3	-13.33%	15	15	1	Y		R	12/2014		\$100.00
Exc Award (06/30/2018)																



Club Health Assessment for District 26 M3 through December 2025

INTERNATIONAL

Club Number	Club Name	Charter Date	Status	Membership						Reports				Finance	LCIF	
			Times in Status Quo in Past 2 Years	Current Member Count **	YTD Members Added	YTD Members Dropped	YTD Net Growth% ***	Member Count 1 Year Ago	Dropped Members Avg.Length of Service	Months Since Membership Update	Current Officers Reported ****	Current President Repeated Term	VP Reported *****	Last Date Reported Service (mm/yyyy)	Account Balance	YTD Donations
9912	WENTZVILLE	01/24/1962	Active	18	0	1	-5.26%	20	3	5	Y	3	R	09/2025		
129236	Wentzville Outreach	10/18/2016	Active	11	4	4	0.00%	9	5	0	Y	9		08/2024		
9973	WRIGHT CITY	07/11/1960	Active	31	0	1	-3.13%	34	2	5	Y	2	R	07/2025		

Clubs Cancelled Previous Fiscal Year – Clubs Cancelled within last 12 months may be reinstated

Club Number	Club Name	Charter Date	Current Status*	Cancellation Date
132550	Ashland Centennial	09/06/2017	Cancelled(6*)	03/29/2025
30001	HIGH HILL	12/09/1974	Cancelled(6*)	12/30/2024
150537	OFallon Titans	04/18/2022	Cancelled(8*)	06/29/2025

Current Total Clubs Count	YTD New Clubs Count	YTD Cancelled Clubs Count	YTD Net Club Gain	Current Total Members Count	YTD Add	YTD Drop	YTD Net Growth	YTD Net Growth %	Member Count 12 Months Ago	Average Member Count Per Club	% of Clubs with less than 20 members	% No Officer Report in 12 Months	% of Clubs with balance 90+ days	Number of Clubs in Status Quo	% Status Quo Clubs in Financial Suspension	Number of Cancelled Clubs	Average Cancelled Club Age	Members Lost Due to Cancellation	% of Clubs Cancelled for Non-Financial Reasons
45	0	2	-2	958	26	66	-40	-4.01%	1,011	21	62%	18%	13%	0	0%	2	72	11	-50%

* - P - Priority Club. Cancellation Reasons: 1-Objectives/conduct, 2-Non-active club, 5-Non-existing club, 6-Disbanding, 7-Merger, 8-Financial Suspension, 9-District/Multiple District Dues.

** Red denotes below 15 active members.

*** Red denotes 20% + loss.

**** Y - all 3 (President, Secretary, Treasurer) club officers reported, N - not all 3 reported.

***** Abbreviation: N-New, IP-Immediate Past, R-Repeat.



Club Health Assessment for District 26 M4 through December 2025

			Status	Membership						Reports				Finance	LCIF	
Club Number	Club Name	Charter Date	Times in Status Quo in Past 2 Years	Current Member Count **	YTD Members Added	YTD Members Dropped	YTD Net Growth% ***	Member Count 1 Year Ago	Dropped Members Avg.Length of Service	Months Since Membership Update	Current Officers Reported ****	Current President Repeated Term	VP Reported *****	Last Date Reported Service (mm/yyyy)	Account Balance	YTD Donations
Clubs more than two years old																
110779	ALBANY	04/08/2011	Active	18	0	3	-14.29%	17	5	0	Y	6	N	12/2025		
	Exc Award (06/30/2021)															
10156	AMITY	05/01/1953	Active	11	0	0	0.00%	10		0	Y		N	03/2024		
44356	BRAYMER	11/26/1984	Active	24	2	0	9.09%	23		3	Y	14	N	06/2025	90+ Days	
9979	BROOKFIELD	09/09/1940	Active	39	1	2	-2.50%	41	5	0	Y		N	01/2023	90+ Days	
9981	BRUNSWICK	08/28/1940	Active	9	0	0	0.00%	9		16	Y	5		04/2012		
9987	CARROLLTON	05/04/1922	Active	34	1	2	-2.86%	37	2	0	Y		N	11/2025	90+ Days	\$120.00
	Exc Award (06/30/2023)															
9990	CHILLICOTHE	05/11/1938	Active	14	0	0	0.00%	17		6	Y		IP	07/2025		
10160	CLARKSDALE	09/23/1965	Active	20	0	3	-13.04%	25	10	2	Y		N	10/2022		\$500.00
10166	FAIRPORT	10/17/1960	Active	24	2	0	9.09%	22		0	Y		N	04/2023		
10167	FAUCETT	03/11/1971	Active	18	1	0	5.88%	17		2	Y	7		03/2023	90+ Days	\$30.00
10168	FOREST CITY	11/03/1971	Active	11	0	0	0.00%	11		15	N	None				
10169	GALLATIN	02/07/1945	Active	9	0	0	0.00%	9		8	Y	11				
10170	GALT	04/06/1962	Active	14	0	0	0.00%	11		6	Y	6		11/2022		
10172	GENTRY	12/18/1950	Active	9	0	0	0.00%	9		1	Y	3	R	11/2025		
10173	GOWER	05/27/1955	Active	20	1	4	-13.04%	23	14	1	Y			04/2023	90+ Days	
10174	GRAHAM	06/27/1955	Active	15	0	1	-6.25%	19	50	5	Y		N	12/2022		
36701	GRANT CITY	03/21/1979	Active	19	0	1	-5.00%	20	11	0	Y		N	10/2025		\$200.00
9997	GREEN CASTLE	04/09/1964	Active	31	0	1	-3.13%	33	3	0	Y	3	R	09/2025		
49411	GREEN CITY	04/14/1989	Active	17	3	1	13.33%	16	10	3	Y		N	06/2025		
9999	HALE	10/20/1949	Active	24	0	4	-14.29%	28	15	0	Y		N	11/2025		
10175	HAMILTON	07/01/1960	Active	24	0	2	-7.69%	28	11	0	Y		N	11/2025		
	Exc Award (06/30/2017, 06/30/2023, 06/30/2024)															
10176	HELENA	02/18/1965	Active	21	0	2	-8.70%	22	1	1	Y	2	R	01/2023		
10178	JAMESON	09/10/1952	Active	22	0	0	0.00%	22		15	Y	9		11/2022		
10179	JAMESPORT	09/17/1946	Active	15	1	1	0.00%	14	6	2	N	None		05/2023		



Club Health Assessment for District 26 M4 through December 2025

			Membership							Reports				Finance		LCIF
Club Number	Club Name	Charter Date	Times in Status Quo in Past 2 Years	Current Member Count **	YTD Members Added	YTD Members Dropped	YTD Net Growth% ***	Member Count 1 Year Ago	Dropped Members Avg.Length of Service	Months Since Membership Update	Current Officers Reported ****	Current President Repeated Term	VP Reported *****	Last Date Reported Service (mm/yyyy)	Account Balance	YTD Donations
10242	KEARNEY	06/15/1950	Active	15	0	2	-11.76%	21	22	0	Y			03/2024	90+ Days	\$300.00
10004	KEYTESVILLE	06/28/1940	Active	13	1	0	8.33%	11		5	Y		N	11/2023		
10180	KING CITY	10/14/1963	Active(1)	17	1	0	6.25%	13		3	Y			10/2022		
10181	LAREDO	04/01/1960	Active	8	0	0	0.00%	8		15	N	None		05/2023		
10010	LUDLOW	10/28/1952	Active	13	1	1	0.00%	13	4	3	Y	4		11/2025		
10013	MARCELINE	05/16/1946	Active(1)	8	1	0	14.29%	7		5	Y		N	12/2025	90+ Days	
10183	MARYVILLE HOST	04/06/1939	Active	84	3	3	0.00%	82	10	1	Y		N	09/2025	90+ Days	\$390.00
Exc Award (06/30/2023)																
45494	MARYVILLE PRIDE	11/21/1985	Active	36	4	2	5.88%	37	3	0	Y	2		12/2025		
Exc Award (06/30/2016, 06/30/2018, 06/30/2019, 06/30/2022, 06/30/2023, 06/30/2024)																
10014	MEADVILLE	01/30/1967	Active	36	0	0	0.00%	36		16	Y	2		03/2023		
10016	MENDON	01/04/1961	Active	12	0	0	0.00%	10		6	Y		N	12/2018	90+ Days	
10024	NORBORNE	05/19/1955	Active	41	5	3	5.13%	39	9	1	Y		N	04/2023		
67318	PATTONSBURG	02/17/2003	Active	8	0	0	0.00%	8		15	Y	2		10/2022		
10191	PICKERING	11/29/1962	Active	10	1	0	11.11%	12		3	Y	4	R	08/2024		
10192	PLATTE CITY	01/22/1940	Cancelled(8*)	0	0	11	-100.00%	11	31	1	N	None		10/2023		
10030	SALISBURY	04/21/1965	Active	16	0	0	0.00%	20		6	Y		N	05/2025	90+ Days	
10203	SAVANNAH	01/24/1949	Active	12	0	0	0.00%	14		6	Y		N	04/2025		
62159	SMITHVILLE	06/22/1999	Active	9	0	0	0.00%	9		9	N	None		09/2022		
10200	ST JOSEPH EAST SIDE	09/29/1965	Active	27	0	0	0.00%	26		6	Y		N	12/2025		
Exc Award (06/30/2017, 06/30/2019, 06/30/2022)																
10199	ST JOSEPH HOST	04/27/1938	Active	35	2	1	2.94%	35	28	0	Y		N	10/2022	90+ Days	\$1,131.20
10202	ST JOSEPH SOUTH SIDE	09/02/1942	Active	26	2	1	4.00%	25	36	0	Y		N	08/2024		
10208	TRENTON	06/28/1938	Active(1)	16	1	0	6.67%	19		2	N	None		10/2022		
47381	UNIONVILLE	05/27/1987	Active	28	1	0	3.70%	26		1	Y		N	11/2025		
10210	WESTBORO	03/22/1948	Active(1)	13	0	0	0.00%	13		11	Y	2	R	03/2023		
10211	WESTON	11/03/1965	Active	8	0	0	0.00%	8		1	Y	2	N	10/2023		



Club Health Assessment for District 26 M4 through December 2025

				Status	Membership					Reports				Finance	LCIF	
Club Number	Club Name	Charter Date	Times in Status Quo in Past 2 Years	Current Member Count **	YTD Members Added	YTD Members Dropped	YTD Net Growth% ***	Member Count 1 Year Ago	Dropped Members Avg.Length of Service	Months Since Membership Update	Current Officers Reported ****	Current President Repeated Term	VP Reported *****	Last Date Reported Service (mm/yyyy)	Account Balance	YTD Donations

Clubs Cancelled Previous Fiscal Year – Clubs Cancelled within last 12 months may be reinstated

Club Number	Club Name	Charter Date	Current Status*	Cancellation Date
10207	TARKIO	03/06/1968	Cancelled(6*)	09/29/2024

Current Total Clubs Count	YTD New Clubs Count	YTD Cancelled Clubs Count	YTD Net Club Gain	Current Total Members Count	YTD Add	YTD Drop	YTD Net Growth	YTD Net Growth %	Member Count 12 Months Ago	Average Member Count Per Club	% of Clubs with less than 20 members	% No Officer Report in 12 Months	% of Clubs with balance 90+ days	Number of Clubs in Status Quo	% Status Quo Clubs in Financial Suspension	Number of Cancelled Clubs	Average Cancelled Club Age	Members Lost Due to Cancellation	% of Clubs Cancelled for Non-Financial Reasons
47	0	1	-1	953	35	51	-16	-1.65%	986	20	60%	6%	23%	0	0%	1	142	11	0%

* - P - Priority Club. Cancellation Reasons: 1-Objectives/conduct, 2-Non-active club, 5-Non-existing club, 6-Disbanding, 7-Merger, 8-Financial Suspension, 9-District/Multiple District Dues.

** Red denotes below 15 active members.

*** Red denotes 20% + loss.

**** Y - all 3 (President, Secretary, Treasurer) club officers reported, N - not all 3 reported.

***** Abbreviation: N-New, IP-Immediate Past, R-Repeat.



Club Health Assessment for District 26 M5 through December 2025

			Status	Membership						Reports				Finance	LCIF	
Club Number	Club Name	Charter Date	Times in Status Quo in Past 2 Years	Current Member Count **	YTD Members Added	YTD Members Dropped	YTD Net Growth% ***	Member Count 1 Year Ago	Dropped Members Avg.Length of Service	Months Since Membership Update	Current Officers Reported ****	Current President Repeated Term	VP Reported *****	Last Date Reported Service (mm/yyyy)	Account Balance	YTD Donations
Clubs more than two years old																
10095	ADRIAN	05/16/1950	Active	32	0	9	-21.95%	41	22	2	Y		N	07/2025		
10213	ALMA	04/29/1953	Active	25	0	0	0.00%	27		8	N	2	R	11/2024		
46138	BELTON BEL RAY SUNRISE	05/05/1986	Active	14	0	0	0.00%	14		22	Y			10/2025		
10100	BELTON HOST	10/30/1953	Active	13	0	0	0.00%	17		6	Y	2	R	08/2025		
Exc Award (06/30/2017, 06/30/2019, 06/30/2023)																
10102	BUTLER	03/14/1938	Active	28	0	3	-9.68%	31	18	4	Y	4	R	07/2025		
10218	CONCORDIA	03/28/1938	Active	89	7	0	8.54%	82		0	Y		N	07/2025		
Exc Award (06/30/2025)																
10219	CORDER	09/13/1954	Active	20	0	0	0.00%	21		9	Y		N	10/2025		
10109	CREIGHTON	03/13/1959	Active	18	8	1	63.64%	13	5	0	Y		N	12/2025		
10224	GRANDVIEW	08/01/1950	Active	6	0	4	-40.00%	10	32	3	Y	5	R	08/2025		
10119	HARRISONVILLE	03/25/1938	Active	19	1	0	5.56%	19		0	Y		N	08/2025		\$960.00
Exc Award (06/30/2023)																
10228	HIGGINSVILLE	09/01/1928	Active	34	2	0	6.25%	30		3	Y		N	12/2025		\$1,500.00
36700	HUME	03/07/1979	Active	11	4	0	57.14%	3		4	Y		N	07/2025	90+ Days	
Exc Award (06/30/2025)																
10230	INDEPENDENCE EASTVIEW	08/01/1960	Active	10	0	0	0.00%	10		9	Y	4		08/2025		
10229	INDEPENDENCE HOST	11/14/1939	Active	11	0	2	-15.38%	15	20	0	Y	3		08/2025		\$500.00
40358	INDEPENDENCE NOLAND ROAD	09/15/1981	Active	14	2	0	16.67%	12		1	Y	6	R	12/2025		
10240	KANSAS CITY RED BRIDGE	06/10/1960	Active	35	5	6	-2.78%	31	8	0	Y		N	12/2025		
Exc Award (06/30/2023, 06/30/2024, 06/30/2025)																
77756	KANSAS CITY WORLD OUTREACH	10/30/2003	Active	37	2	6	-9.76%	40	10	1	Y		N	08/2025		\$1,020.00
Exc Award (06/30/2016, 06/30/2017, 06/30/2023)																
10243	KNOB NOSTER	08/29/1950	Active	23	1	5	-14.81%	27	5	3	Y		N	07/2025		\$325.00
44824	LAKE WINNEBAGO	04/03/1985	Active	35	1	0	2.94%	35		0	Y	2	R	11/2025		\$1,750.00
Exc Award (06/30/2025)																
10245	LEES SUMMIT	11/18/1953	Active(1)	9	0	0	0.00%	10		2	Y	3	N	10/2025		



Club Health Assessment for District 26 M5 through December 2025

			Status	Membership						Reports				Finance	LCIF	
Club Number	Club Name	Charter Date	Times in Status Quo in Past 2 Years	Current Member Count **	YTD Members Added	YTD Members Dropped	YTD Net Growth% ***	Member Count 1 Year Ago	Dropped Members Avg.Length of Service	Months Since Membership Update	Current Officers Reported ****	Current President Repeated Term	VP Reported *****	Last Date Reported Service (mm/yyyy)	Account Balance	YTD Donations
10233	LEETON	04/25/1961	Active(1)	23	11	0	91.67%	12		3	Y	2	R	08/2025	90+ Days	
10246	LEXINGTON	09/19/1930	Active	10	0	0	0.00%	11		9	N	10	R	12/2025		
10249	MARSHALL	01/21/1938	Active	16	0	2	-11.11%	17	17	1	Y			10/2025		\$350.00
10250	MAYVIEW	12/12/1955	Active	27	2	0	8.00%	22		5	Y		N	11/2025		
Exc Award (06/30/2023, 06/30/2024, 06/30/2025)																
47086	MIAMI	03/27/1987	Active	18	0	1	-5.26%	20	4	1	Y	2	N	11/2025		\$200.00
42060	NELSON	12/13/1982	Active	15	0	0	0.00%	15		6	Y	15	R	03/2025		
10132	NEVADA	02/20/1924	Active	33	1	2	-2.94%	33	9	0	N	2	R	11/2025		\$500.00
10253	ORRICK	10/17/1950	Active	36	0	0	0.00%	35		7	Y	2	R	09/2025		\$1,082.00
Exc Award (06/30/2023)																
10134	PECULIAR	01/16/1958	Active	24	5	1	20.00%	22	3	2	Y	4	N	12/2025		
10135	PLEASANT HILL	12/04/1958	Active(1)	7	0	0	0.00%	7		15	N	None		08/2025		
10137	RAYMORE	03/06/1968	Active	12	1	0	9.09%	14		3	Y		IP	12/2025		
10139	ROCKVILLE	10/01/1959	Cancelled(8*)	0	0	12	-100.00%	12	24	0	N	None		12/2024	90+ Days	
10256	SEDALIA	01/14/1938	Active	50	3	4	-1.96%	53	14	0	Y		N	12/2025		\$340.00
10257	SEDALIA STATE FAIR	02/23/1973	Active	14	0	0	0.00%	11		6	Y		N	06/2025		
Exc Award (06/30/2025)																
10148	URICH	10/12/1950	Active	18	0	9	-33.33%	28	1	3	Y	2	R	02/2025		
10260	WARRENSBURG	08/27/1937	Active	26	0	2	-7.14%	30	4	0	Y		N	10/2025		\$600.00
39866	WAVERLY	05/18/1981	Active	16	0	0	0.00%	17		4	Y	2	R	08/2025		\$100.00
10261	WELLINGTON	09/21/1950	Active	9	0	0	0.00%	9		5	Y	3		06/2025		

Clubs Cancelled Previous Fiscal Year – Clubs Cancelled within last 12 months may be reinstated

Club Number	Club Name	Charter Date	Current Status*	Cancellation Date
107874	KANSAS CITY BROOKSIDE WALDO	03/25/2010	Cancelled(8*)	12/30/2024



Club Health Assessment for District 26 M5 through December 2025

						Status		Membership					Reports				Finance		LCIF
						Times in Status Quo in Past 2 Years		Current Member Count **	YTD Members Added	YTD Members Dropped	YTD Net Growth***	Member Count 1 Year Ago	Dropped Members Avg.Length of Service	Months Since Membership Update	Current Officers Reported ****	Current President Repeated Term	VP Reported *****	Last Date Reported Service (mm/yyyy)	Account Balance
Club Number	Club Name		Charter Date																
Current Total Clubs Count	YTD New Clubs Count	YTD Cancelled Clubs Count	YTD Net Club Gain	Current Total Members Count	YTD Add	YTD Drop	YTD Net Growth	Member Count 12 Months Ago	Average Member Count Per Club	% of Clubs with less than 20 members	% No Officer Report in 12 Months	% of Clubs with balance 90+ days	Number of Clubs in Status Quo	% Status Quo Clubs in Financial Suspension	Number of Cancelled Clubs	Average Cancelled Club Age	Members Lost Due to Cancellation	% of Clubs Cancelled for Non-Financial Reasons	
37	0	1	-1	837	56	69	-13	-1.53%	856	23	54%	3%	5%	0	0%	1	81	12	-100%

* - P - Priority Club. Cancellation Reasons: 1-Objectives/conduct, 2-Non-active club, 5-Non-existing club, 6-Disbanding, 7-Merger, 8-Financial Suspension, 9-District/Multiple District Dues.

** Red denotes below 15 active members.


*** Red denotes 20% + loss.

**** Y - all 3 (President, Secretary, Treasurer) club officers reported, N - not all 3 reported.

***** Abbreviation: N-New, IP-Immediate Past, R-Repeat.



Club Health Assessment for District 26 M6 through December 2025

			Status	Membership						Reports				Finance	LCIF	
Club Number	Club Name	Charter Date	Times in Status Quo in Past 2 Years	Current Member Count **	YTD Members Added	YTD Members Dropped	YTD Net Growth% ***	Member Count 1 Year Ago	Dropped Members Avg.Length of Service	Months Since Membership Update	Current Officers Reported ****	Current President Repeated Term	VP Reported *****	Last Date Reported Service (mm/yyyy)	Account Balance	YTD Donations
Clubs more than two years old																
37631	ARCOLA	10/30/1979	Cancelled(8*)	0	0	14	-100.00%	14	17	10	N	None		02/2025	90+ Days	
10099	AURORA	01/14/1942	Active	13	0	2	-13.33%	17	5	2	Y		N	11/2025		
	Exc Award (06/30/2016)															
10262	AVA	11/29/1937	Active	9	1	0	12.50%	7		0	Y	2	R	11/2025		
	Exc Award (06/30/2018)															
10265	BLUE EYE	10/16/1972	Active(1)	10	0	0	0.00%	0		9	N	None		12/2024		
10267	BRANSON HOLLISTER	10/26/1954	Active	61	3	3	0.00%	63	2	3	Y		N	12/2025		\$2,160.00
82698	CARL JUNCTION	06/21/2004	Active	28	0	0	0.00%	23		2	Y			12/2025		
	Exc Award (06/30/2025)															
110497	CHRISTIAN COUNTY	03/03/2011	Active	13	0	1	-7.14%	19	6	0	Y	2		06/2025		\$1,460.00
	Exc Award (06/30/2023)															
10271	CONWAY	12/27/1951	Active	14	0	2	-12.50%	15	13	0	Y	3	R	02/2025		
10110	DIAMOND	03/31/1964	Active(1)	9	0	0	0.00%	14		4	Y	2		12/2024		
43728	EAST NEWTON	04/24/1984	Active	6	0	5	-45.45%	11	13	5	N	None		03/2025		
10112	EL DORADO SPRINGS	02/26/1962	Active	37	1	0	2.78%	46		2	Y		N	12/2025	90+ Days	
10276	ELKLAND	04/27/1962	Active	9	2	1	12.50%	12	3	2	Y		R	08/2025		
10278	FAIR GROVE	03/06/1956	Active	21	0	0	0.00%	19		7	Y	5		10/2025		
10114	FREISTATT	03/27/1973	Active	25	0	0	0.00%	25		18	N	None		03/2025		
10282	GAINESVILLE	08/15/1946	Active	31	0	3	-8.82%	36	30	0	Y		N	03/2025		
10283	GROVESPRING	11/10/1961	Active	11	0	0	0.00%	11		16	Y		N	02/2025		
10284	HALF WAY	01/28/1963	Active	14	3	0	27.27%	11		2	Y	3	R	03/2025		
10285	HARTVILLE	10/28/1955	Active	27	1	1	0.00%	30	14	0	Y	2	R	12/2025	90+ Days	
10286	HERMITAGE	08/30/1955	Active	26	0	0	0.00%	25		10	Y		IP	03/2025		
10124	LAMAR	04/05/1963	Active	11	0	0	0.00%	11		30	N	None		06/2025		
10290	LEBANON HOST	10/28/1930	Active	16	0	2	-11.11%	19	17	0	Y		N	11/2025		\$4,440.00
	Exc Award (06/30/2023)															
37672	LONG LANE	11/16/1979	Active	10	0	1	-9.09%	13	1	4	Y	3	R	01/2025		
10292	LOUISBURG	10/25/1968	Active	37	4	1	8.82%	38	57	2	Y	2		03/2025		



Club Health Assessment for District 26 M6 through December 2025

			Status	Membership						Reports				Finance	LCIF	
Club Number	Club Name	Charter Date	Times in Status Quo in Past 2 Years	Current Member Count **	YTD Members Added	YTD Members Dropped	YTD Net Growth% ***	Member Count 1 Year Ago	Dropped Members Avg.Length of Service	Months Since Membership Update	Current Officers Reported ****	Current President Repeated Term	VP Reported *****	Last Date Reported Service (mm/yyyy)	Account Balance	YTD Donations
10127	MARIONVILLE	11/26/1941	Active	16	3	0	23.08%	14		0	N	4	R	11/2024		
10294	MARSHFIELD	09/30/1931	Active	46	0	0	0.00%	46		10	Y		N	07/2025		
10128	MILLER	11/14/1950	Active	29	0	6	-17.14%	33	4	2	Y		N	10/2025		\$80.00
Exc Award (06/30/2023)																
10129	MONETT	04/23/1946	Active	41	3	2	2.50%	43	4	0	Y		N	08/2025		
107382	MOUNTAIN GROVE	02/01/2010	Active	19	0	6	-24.00%	21	3	0	Y		N	03/2025		
10131	NEOSHO	05/20/1940	Active	22	0	3	-12.00%	26	21	2	Y		N	05/2025		
154794	Ozarks Future Hope	06/30/2023	Active	9	0	0	0.00%	7		6	Y	4	R	09/2025		\$120.00
10140	SARCOXIE	01/24/1946	Active	14	0	0	0.00%	12		6	N	None	R	03/2025		
Exc Award (06/30/2018)																
10303	SEYMOUR	01/23/1940	Active	26	0	0	0.00%	26		5	Y		N	12/2025		
10145	SHELL KNOB	11/13/1972	Active	37	2	0	5.71%	36		4	Y		IP	06/2025		
10305	SPRINGFIELD HOST	09/07/1921	Active	27	1	2	-3.57%	26	26	1	Y		N	12/2025		\$3,000.00
10147	STOCKTON	08/17/1942	Active	36	3	1	5.88%	33	4	2	Y	2	R	12/2025		\$1,500.00
10289	TABLE ROCK LAKE	03/16/1964	Active	6	0	2	-25.00%	8	2	2	Y	5	R	11/2025		

Clubs Cancelled Previous Fiscal Year – Clubs Cancelled within last 12 months may be reinstated

Club Number	Club Name	Charter Date	Current Status*	Cancellation Date
10280	FORSYTH	01/24/1951	Cancelled(8*)	12/30/2024

Current Total Clubs Count	YTD New Clubs Count	YTD Cancelled Clubs Count	YTD Net Gain	Current Total Members Count	YTD Add	YTD Drop	YTD Net Growth	YTD Net Growth %	Member Count 12 Months Ago	Average Member Count Per Club	% of Clubs with less than 20 members	% No Officer Report in 12 Months	% of Clubs with balance 90+ days	Number of Clubs in Status Quo	% Status Quo Clubs in Financial Suspension	Number of Cancelled Clubs	Average Cancelled Club Age	Members Lost Due to Cancellation	% of Clubs Cancelled for Non-Financial Reasons
35	0	1	-1	766	27	58	-31	-3.89%	810	22	51%	3%	6%	0	0%	1	120	14	-100%

* - P - Priority Club. Cancellation Reasons: 1-Objectives/conduct, 2-Non-active club, 5-Non-existing club, 6-Disbanding, 7-Merger, 8-Financial Suspension, 9-District/Multiple District Dues.

** Red denotes below 15 active members.

*** Red denotes 20% + loss.

**** Y - all 3 (President, Secretary, Treasurer) club officers reported, N - not all 3 reported.

***** Abbreviation: N-New, IP-Immediate Past, R-Repeat.



Club Health Assessment for District 26 M7 through December 2025

			Status	Membership						Reports				Finance	LCIF	
Club Number	Club Name	Charter Date	Times in Status Quo in Past 2 Years	Current Member Count **	YTD Members Added	YTD Members Dropped	YTD Net Growth% ***	Member Count 1 Year Ago	Dropped Members Avg.Length of Service	Months Since Membership Update	Current Officers Reported ****	Current President Repeated Term	VP Reported *****	Last Date Reported Service (mm/yyyy)	Account Balance	YTD Donations
Clubs more than two years old																
9916	AUXVASSE	08/07/1950	Active	33	12	0	57.14%	23		2	Y	4	N	08/2024	90+ Days	\$100.00
9922	BRAZITO HONEY CREEK	09/10/1970	Active	33	2	1	3.13%	32	55	0	Y	2	R	11/2016		
	Exc Award (06/30/2019)															
9923	BRUMLEY	12/21/1972	Active(1)	9	9	0	100.00%	9		3	Y	23		06/2019	90+ Days	
9924	CALIFORNIA	01/17/1938	Active(1)	23	0	3	-11.54%	24	14	0	Y		N	06/2018		
9925	CAMDEN COUNTY	05/23/1962	Active	16	12	0	300.00%	4		2	Y		N	06/2019		
9928	CHAMOIS	11/14/1949	Active	30	0	5	-14.29%	33	7	1	Y		N	08/2025		
9929	ELDON	11/17/1928	Active	39	13	10	8.33%	34	4	1	Y		N	09/2025		\$1,000.00
51885	FLORENCE	07/02/1991	Active	6	0	0	0.00%	6		18	Y	10	N	09/2017		
9930	FREEBURG	09/17/1965	Active	49	3	1	4.26%	47	9	0	Y	5	R	12/2017		
9936	HERMANN	08/18/1930	Active	64	5	1	6.67%	55	15	1	Y		N	10/2025		\$40.00
	Exc Award (06/30/2017, 06/30/2018, 06/30/2019)															
9937	HOLTS SUMMIT	09/29/1970	Active	21	3	3	0.00%	21	9	0	Y	2	R	11/2025	90+ Days	
9939	IBERIA	11/24/1969	Active(2)	9	0	1	-10.00%	10	36	2	N		R			
9940	JAMESTOWN	03/16/1956	Active	32	0	0	0.00%	28		7	Y	2	N	07/2017		
57029	JEFFERSON CITY CAPITAL	06/15/1995	Active	9	0	0	0.00%	9		7	Y	13	R	12/2024		
9942	JEFFERSON CITY EVENING	11/10/1970	Active	43	3	1	4.88%	43	1	1	Y		N	08/2025		\$1,000.00
	Exc Award (06/30/2017)															
9941	JEFFERSON CITY HOST	05/29/1925	Active	111	3	17	-11.20%	125	12	0	Y		N	09/2025		\$460.00
9944	LAKE OZARK	09/07/1950	Active(1)	11	0	0	0.00%	11		12	Y	3		03/2023		
9945	LINN	07/17/1942	Active	50	0	0	0.00%	44		11	Y		N			
28100	LOHMAN	03/06/1974	Active	14	0	0	0.00%	14		12	Y	2	R	12/2025		
	Exc Award (06/30/2019)															
32611	MILLERSBURG	07/23/1976	Active	22	1	2	-4.35%	23	1	5	Y	11	R	04/2024	90+ Days	
9950	MOKANE	05/11/1950	Active(1)	33	19	0	135.71%	14		1	Y			08/2025		\$150.00
9953	NEW BLOOMFIELD	07/06/1950	Active	20	6	0	42.86%	10		3	Y	8	R	03/2024		
9956	OWENSVILLE	05/08/1947	Active	60	4	3	1.69%	59	20	0	Y		N	04/2025	90+ Days	\$25.00
	Exc Award (06/30/2017)															



Club Health Assessment for District 26 M7 through December 2025

			Status	Membership						Reports				Finance	LCIF	
Club Number	Club Name	Charter Date	Times in Status Quo in Past 2 Years	Current Member Count **	YTD Members Added	YTD Members Dropped	YTD Net Growth% ***	Member Count 1 Year Ago	Dropped Members Avg.Length of Service	Months Since Membership Update	Current Officers Reported ****	Current President Repeated Term	VP Reported *****	Last Date Reported Service (mm/yyyy)	Account Balance	YTD Donations
36802	ROCKY MOUNT	03/30/1979	Active	26	5	0	23.81%	27		4	Y	5		07/2025	90+ Days	\$322.73
	Exc Award (06/30/2018)															
9958	RUSSELLVILLE	10/27/1949	Active(1)	9	9	0	100.00%	9		3	N	None		05/2019		
9966	VERSAILLES	10/08/1937	Active	35	0	0	0.00%	34		10	Y	4	N			
9967	VIENNA	01/26/1951	Active(1)	22	7	10	-12.00%	25	13	1	Y	5		03/2023		
9968	WARDSVILLE	09/10/1964	Active	193	0	7	-3.50%	197	17	2	Y		N	10/2025		
10313	WARSAW	02/11/1941	Active	34	3	2	3.03%	34	12	2	Y		N	03/2024		
	Exc Award (06/30/2019)															
9971	WESTPHALIA	08/13/1958	Active	101	0	0	0.00%	101		17	Y			05/2018		

Clubs Cancelled Previous Fiscal Year – Clubs Cancelled within last 12 months may be reinstated

Club Number	Club Name	Charter Date	Current Status*	Cancellation Date
36698	JEFFERSON CITY BREAKFAST	03/07/1979	Cancelled(6*)	06/29/2025
9960	STOVER	10/11/1939	Cancelled(8*)	06/29/2025

Current Total Clubs Count	YTD New Clubs Count	YTD Cancelled Clubs Count	YTD Net Club Gain	Current Total Members Count	YTD Add	YTD Drop	YTD Net Growth	YTD Net Growth %	Member Count 12 Months Ago	Average Member Count Per Club	% of Clubs with less than 20 members	% No Officer Report in 12 Months	% of Clubs with balance 90+ days	Number of Clubs in Status Quo	% Status Quo Clubs in Financial Suspension	Number of Cancelled Clubs	Average Cancelled Club Age	Members Lost Due to Cancellation	% of Clubs Cancelled for Non-Financial Reasons
30	0	0	0	1,157	119	67	52	4.71%	1,105	39	27%	0%	20%	0	0%	0	0	0	0%

* - P - Priority Club. Cancellation Reasons: 1-Objectives/conduct, 2-Non-active club, 5-Non-existing club, 6-Disbanding, 7-Merger, 8-Financial Suspension, 9-District/Multiple District Dues.

** Red denotes below 15 active members.

*** Red denotes 20% + loss.

**** Y - all 3 (President, Secretary, Treasurer) club officers reported, N - not all 3 reported.

***** Abbreviation: N-New, IP-Immediate Past, R-Repeat.